


Helping Customers Innovate, Improve & Grow



### Features

- Miniature Hybrid Design
- 14 Pin Flatpack
- Frequency Range: 1 HZ to 700 MHZ
- Previous Model: CO-407, CO-447, CO-437, CO-457

### Applications

## Performance Specifications

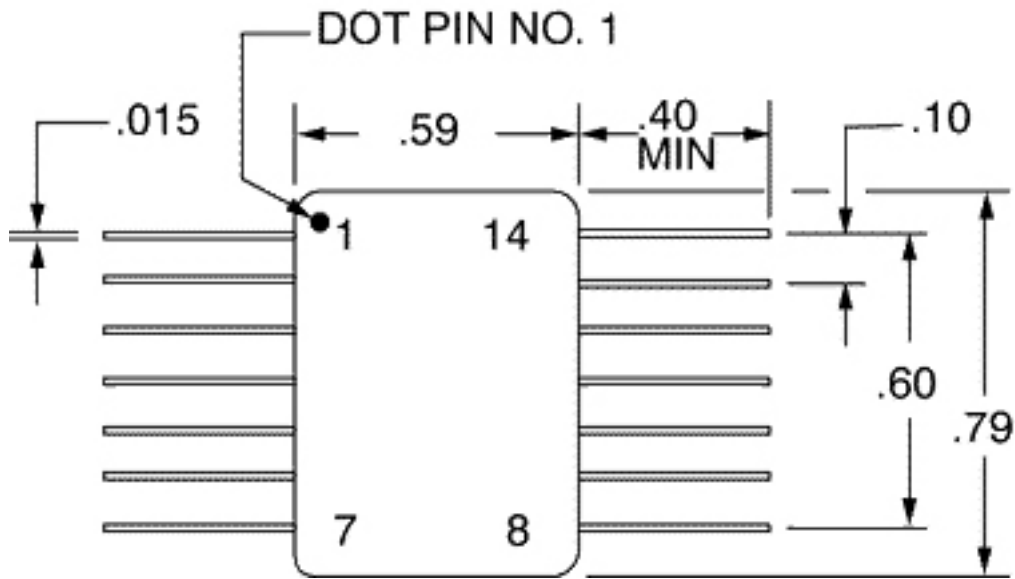
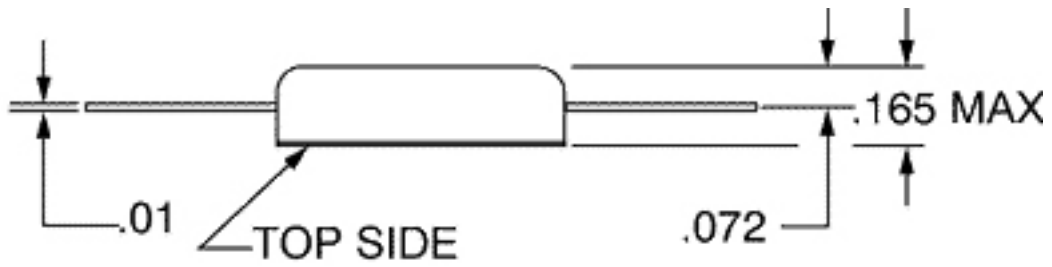
Parameter	Min	Typ	Max	Units	Condition
<b>Frequency Stabilities<sup>1</sup></b>					
vs. operating temperature range (referenced to +25°C)	-5		+5	ppm	0... +50°C
	-10		+10	ppm	0... +50°C
	-25		+25	ppm	0... +70°C (standard)
	-50		+50	ppm	-55... +85°C
	-50		+50	ppm	-55... +125°C
	-100		+100	ppm	-55... +125°C
	-300		+300	ppm	-55... +200°C (custom number required)
Initial tolerance	-50		+50	ppm	@+25°C
	-25		+25	ppm	@+25°C
	-15		+15	ppm	@+25°C
	-10		+10	ppm	@+25°C
	-1		+1	ppm	Set via external capacitor (custom number required)
vs. aging / 1 year	-3		+3	ppm	after 30 days of operation
vs. aging / year (following years)	-2		+2	ppm	
<b>Supply Voltage (Vs)</b>					
Supply voltage (Standard)	4.75	5.0	5.25	VDC	
Supply voltage (Option)	3.135	3.3	3.465	VDC	below 20 MHz
Supply voltage		-5.2		VDC	@< 45 mA to 110 MHz, @< 70 mA above 110 MHz
Supply voltage		-4.5		VDC	@< 60 mA

## Performance Specifications

Parameter	Min	Typ	Max	Units	Condition
<b>RF Output</b>					
Signal	ECL/PECL				
Output					Output taken directly from 10K, 10KH, 110K, ECLinPS or ECLinPS Lite gate, depending on temperature and frequency range. Complementary outputs optional.
Signal	ACMOS, HCMOS				
Signal	TTL				
"0" Level			0.4	V	
"1" Level	+2.4			V	
Rise / Fall Time	2		15 5	ns ns	@ (0.5-2.4V), <= 20 MHZ @ (0.5-2.4V), > 20 MHZ
Symmetry	45 40		55 60	dBm dBm	@+1.5 V, < 4 MHZ @+1.5 V, >= 4 MHZ

<b>Screen Testing of Above Models</b>				
SCREEN TEST	MIL-STD-883 METHOD	Standard	Options	
		CLASS X	CLASS B	CLASS S
Stabilization Bake (150°C)	—	X	X	Class S screen test requirements include 24 hour additional bake-out, 80 hour additional burn-in, thermal shock, PIND test and radiographic inspection in addition to Class B Screening. Has major cost impact.
Seal Test (Gross and Fine)	1014, Cond A2	X	X	
Temperature Cycling (Thermal Shock)	1010, Cond B		X	
Burn-in, operating 160 hours @125°C	—		X	
Acceleration (5000g in Y1 axis)	2001, Cond A		X	

## Outline Drawing / Enclosure



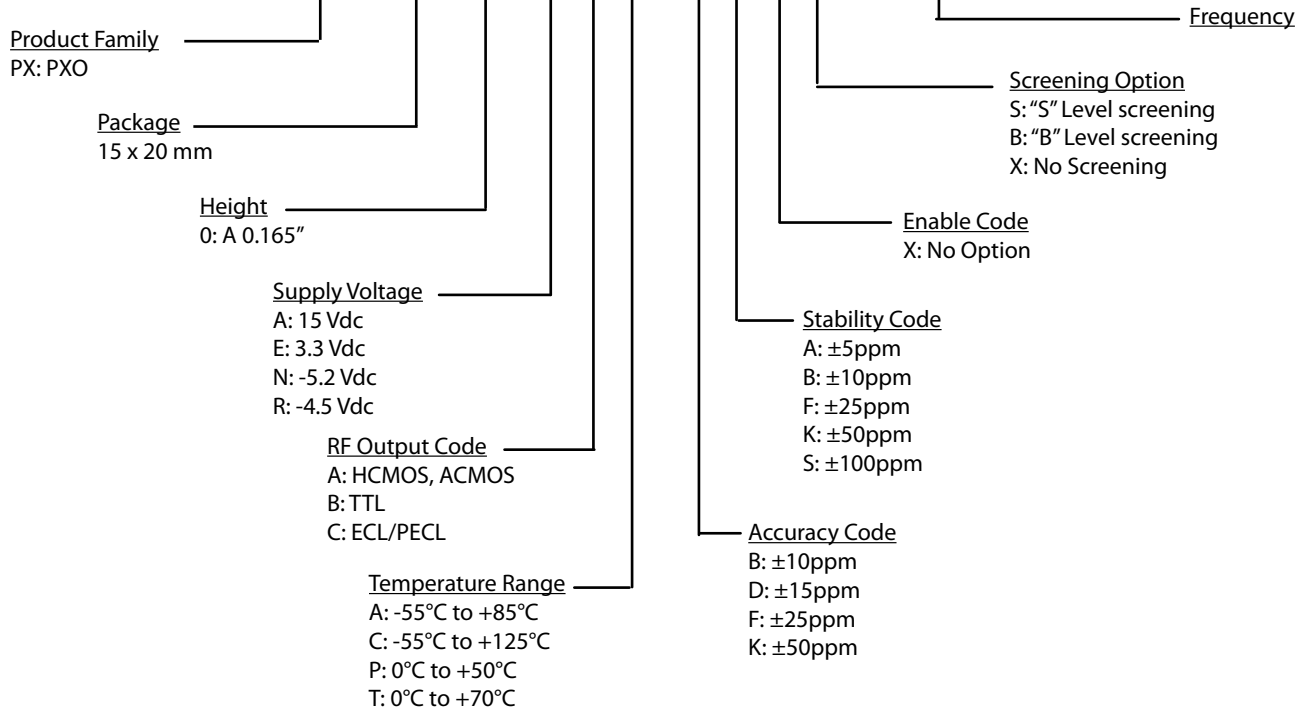
Dimensions in inches

Type A		
Code	Height "H"	Pin Length "L"
0	0.165	0.4

Pin Connections	
1	No Connect
7	Ground
8	Output
14	Supply

## Ordering Information

### PX - 340 0 - A A T - E K X S - 10M000000



**Notes:**

1. Contact factory for improved stabilities or additional product options. Not all options and codes are available at all frequencies.
2. Unless other stated all values are valid after warm-up time and refer to typical conditions for supply voltage, frequency control voltage, load, temperature (25°C).
3. Phase noise degrades with increasing output frequency.
4. Subject to technical modification.
5. Contact factory for availability.

## For Additional Information, Please Contact

**USA:**

Vectron International  
267 Lowell Road  
Hudson, NH 03051  
Tel: 1.888.328.7661  
Fax: 1.888.329.8328

**Europe:**

Vectron International  
Landstrasse, D-74924  
Neckarbischofsheim, Germany  
Tel: +49 (0) 3328.4784.17  
Fax: +49 (0) 3328.4784.30

**Asia:**

Vectron International  
1F-2F, No 8 Workshop, No 308 Fenju Road  
WaiGaoQiao Free Trade Zone  
Pudong, Shanghai, China 200131  
Tel: 86.21.5048.0777  
Fax: 86.21.5048.1881

**Disclaimer**

Vectron International reserves the right to make changes to the product(s) and or information contained herein without notice. No liability is assumed as a result of their use or application. No rights under any patent accompany the sale of any such product(s) or information.

Rev: 2/23/2009 daf